

3RD QUARTER 2020-2021 FINANCIAL REPORT

GENERAL FUND	Year-to-Date	Budget	Progress %
REVENUES	\$ 2,887,956	\$ 2,647,745	109%
EXPENDITURES			
ADMIN	\$ 715,341	\$ 869,145	82%
STREET	\$ 195,490	\$ 590,516	33%
FIRE	\$ 516,786	\$ 733,506	70%
POLICE	\$ 775,979	\$ 1,099,284	71%
PARKS	\$ 386,282	\$ 378,300	102%
FIRE MARSHAL	\$ 2,888	\$ 4,150	70%
TOTAL	\$ 2,592,768	\$ 3,674,901	71%

CVB FUND	Year-to-Date	Budget	Progress %
REVENUES	\$ 147,586	\$ 232,300	64%
EXPENDITURES			
CVB	\$ 146,178	\$ 245,102	60%
VISITORS CENTER	\$ 15,457	\$ 46,900	33%
TOTAL	\$ 161,635	\$ 292,002	55%

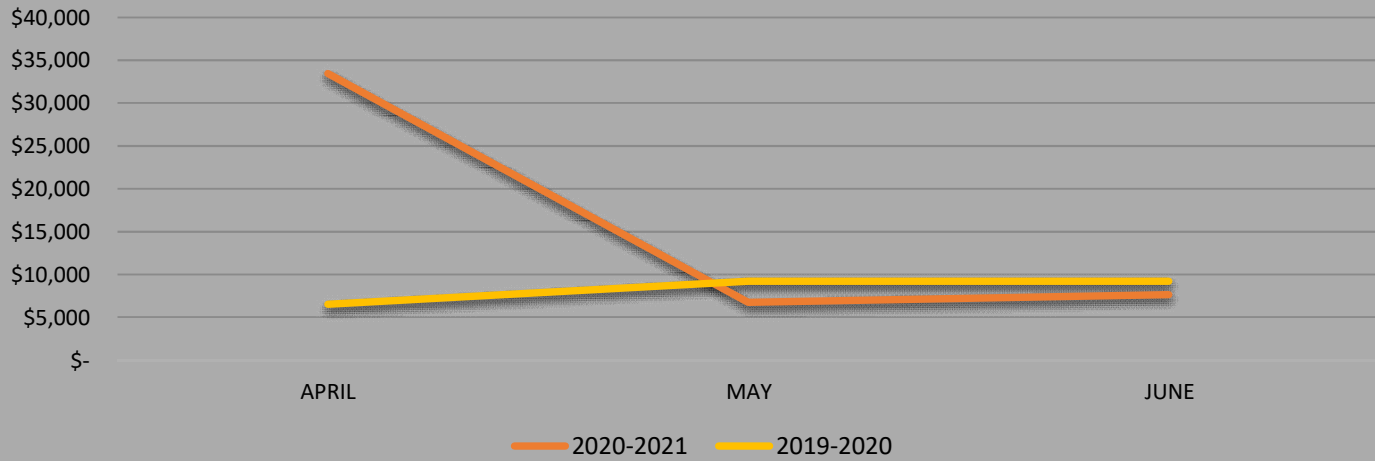
MDD FUND	Year-to-Date	Budget	Progress %
REVENUES	\$ 424,290	\$ 461,400	92%
EXPENDITURES			
ADMIN	\$ 145,009	\$ 200,100	72%
PROPERTY MGMT	\$ 19,173	\$ 62,200	31%
SPECIAL PROJECTS	\$ 123,918	\$ 284,510	44%
TOTAL	\$ 288,100	\$ 546,810	53%

WATER FUND	Year-to-Date	Budget	Progress %
REVENUES	\$ 1,002,612	\$ 1,300,600	77%
EXPENDITURES	\$ 757,433	\$ 1,596,050	47%

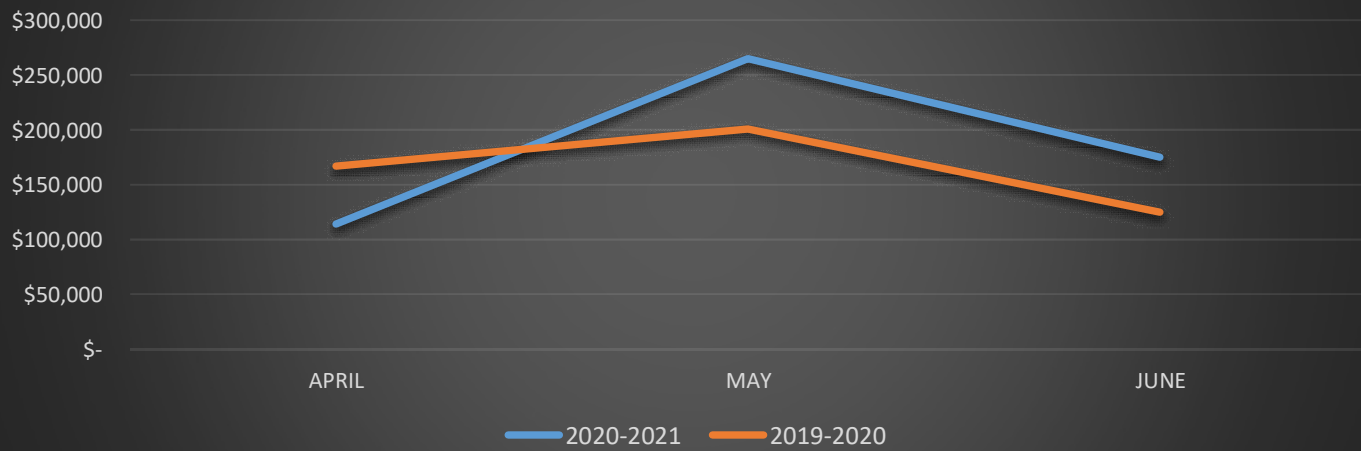
SEWER FUND	Year-to-Date	Budget	Progress %
REVENUES	\$ 383,046	\$ 499,000	77%
EXPENDITURES			
OPERATIONS	\$ 258,686	\$ 545,000	47%
AGRICULTURE	\$ 44,370	\$ 71,500	62%
TOTAL	\$ 303,056	\$ 616,500	49%

SANITATION FUND	Year-to-Date	Budget	Progress %
REVENUES	\$ 370,888	\$ 480,250	77%
EXPENDITURES	\$ 371,934	\$ 552,313	67%

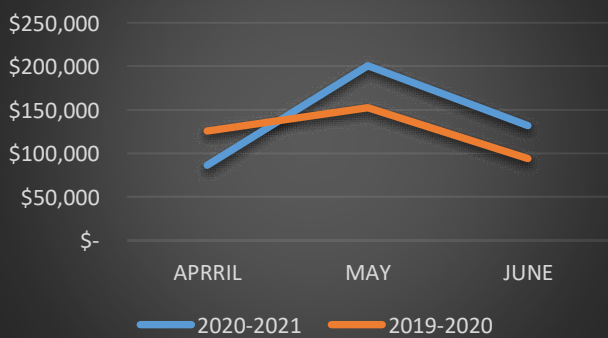
Property Taxes



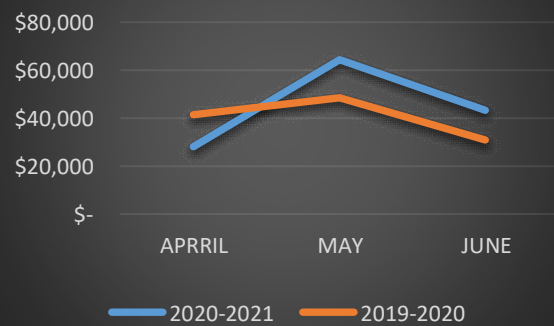
TOTAL SALES TAX



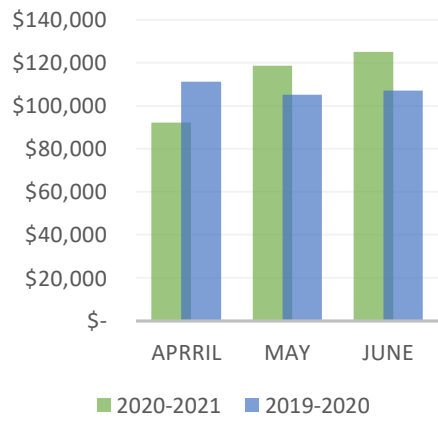
Sales Tax-1.5%



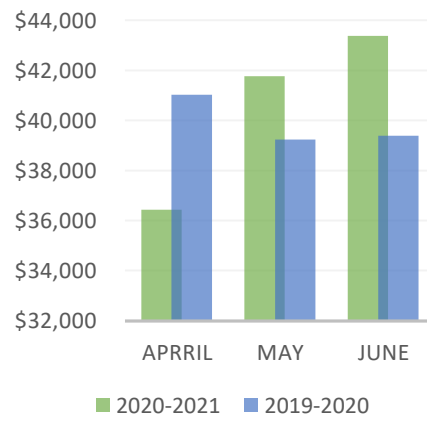
Sales Tax-MDD



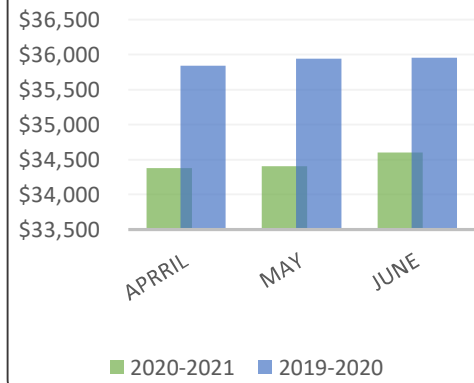
WATER SALES



SEWER SALES



SANITATION SALES



TOTAL UTILITY SALES

